

RULES FOR COMPETITIONS: FENCERS' WEAPONS AND EQUIPMENT CONTROL

o.7. The checking of the organisers' equipment, as well as the equipment of the fencers, must be carried out in accordance with the rules to be found in the Material Rules by qualified personnel designated by the organizing committee. If there are present designated members of the SEMI Commission, this function must be carried out by them or under their control.

o.9. In their timetable the organisers must allow sufficient time for it to be possible to carry out the checking of the fencers' equipment, i.e. a minimum of **one day per weapon**.

CHECKING OF FENCERS' EQUIPMENT

m.37

m.37.1. In all official FIE competitions **the fencers are responsible** for their equipment (including weapons and clothes) at the moment they present themselves on the piste.

2. In particular blades, masks and clothing must all carry the **label of guarantee** specified in the safety standards annexed to these Rules.

3. The forms of checking laid down by these Rules are only intended to help organizers who must apply the Rules and fencers who must always respect these Rules. These checks can, therefore, in no way absolve any fencers who break the Rules from responsibility.

m.38

m.38.1. Fencers are obliged to **present themselves** at the Weapon Checking Centre, at the time advised in the timetable of each official competition of the FIE, with the equipment they intend to use during the event in question. The number of articles handed to the Checking Centre is limited to **four weapons, two bodywires, three conductive jackets, two masks and three mask-to-jacket leads per fencer**.

m.38.3. Provision should be made for weapons and clothing to be submitted on the **morning of the day before the competition**. Having been checked, the material will be returned to the delegations at the end of the day.

Weapons, equipment and clothing presented to the Checking Centre after 5 p.m. on the day before each event may be refused.

m.38.4. Each **head of delegation** must indicate where he can be contacted should a serious fault be detected while the equipment belonging to his fencers is being checked.

m.38.5. If a weapon is found to be **defective** at the first check a form is attached indicating the fault: e.g. the length of the blade, the insulation, the spring of the point, cutting edges, etc. This form is completed at the second check. However, when a weapon is rejected, it must go through the entire cycle again.

m.39.1. If material or equipment presented to the Checking Centre appears **to have been assembled** in such a way that the fencer can control at will the registering of hits or the malfunctioning of the judging apparatus, the representative of the SEMI Committee may, after the examination of the irregular items, require a penalty against the person who submitted them.

m.39.2. The fencers or the team captain can only insist on the **return of the equipment which has been checked** one hour before the start of the event.

Body responsible for checks

m.40

m.40.1. The **Executive Committee** of the FIE will appoint the member(s) of the SEMI Committee to be responsible for the checking of weapons, clothing and equipment of the fencers at the fencing competitions of the Olympic Games and for the World Championships.

m.40.2. For other official FIE competitions the **Organising Committee** will appoint one or more persons to be responsible for this checking.

m.41. The items of equipment which have been thus checked will be **distinctively marked**.

A fencer must not, on pain of penalties (cf. t.120), use any equipment which does not bear **this check mark**.

Personnel and equipment required for checking

m.42

m.42.1. In order to allow those carrying out the checking to fulfill their task, the organizers are required to make available the **equipment** (gauges, weights, scales, electrical measuring machines, etc.) and the personnel necessary to carry out the work.

m.42.2. The Organising Committee must provide the FIE technical delegates responsible for checking the weapons and equipment with at least **the following apparatus:**

- a) Two **gauges** allowing the lengths of blades and the depths and diameters of the guards at all weapons to be measured quickly.
- b) Devices for measuring the **flexibility of blades** and the **resistance of the mesh** of masks.
- c) An electrical checking device to check quickly that the electrical **resistance** of the point is not too high, and that the bodywire and the weapon are **correctly assembled**. Devices enabling these measurements to be taken easily are, in fact, commercially available.
- d) **Weights** of 750 g and 500 g to test the springs of the points in épée and foil, in the workshop and at each piste.
- e) A device allowing the **lighting stroke** and **residual travel** of épée points to be accurately measured, in the workshop and at each piste.
- f) **Labels** to indicate that a weapon has been checked and that it satisfies the regulation, or has been rejected.
- g) *In the World Championships and Olympic Games the control of blades by Foucault current is mandatory. Application date: 2012 London Olympics*
- h) The organisers must provide a **special stamp** to be affixed to each conductive jacket to enable the referees to verify that its resistance in ohms has been checked by the technical delegates of the FIE.
- i) A special **ink or paint** must be provided to mark the guards, blades and points of weapons which have been checked.

t.43.

t.43.1. **Before the start** of each pool, team match or bout by direct elimination, the Referee must assemble all the competitors and verify that (cf. t.35.2.c):

- a) at all weapons, the **FIE guarantee label** is present on the fencers' equipment (clothing, masks).
- b) at foil, the **conductive jacket** conforms to the provision of Article m.28 when each competitor is standing upright, is on guard and is in the lunge position;
- c) at épée, the fencer is wearing a **jacket conforming to the regulations** and that the material from which the clothing is made has not too smooth a surface;
- d) at sabre, the **conductive jacket** conforms to the provision of Article m.34 when each competitor is standing upright, is on guard and is in the lunge position;
- e) at all three weapons, each fencer is wearing, under his jacket, a regulation **protective under-plastron**, made of cloth which can resist 800 Newtons.
- f) For bouts in the direct elimination and the finals this checking must be done in the assembly (calling room) area. The organisers of all official FIE competitions (junior and senior) must make provision in their set-up for an assembly area.

t.45.4. Every fencer must appear on the piste with clothing **conforming to the rules** as follows:

- a) **Name and nationality**, in accordance with the rules, on the back of the jacket. *Application: all official FIE competitions, at all stages of the competitions.*
- b) Wearing his **national uniform** (cf. m.25.3). *Application as follows:*
 - i) **Open, Junior and Cadet World Championships**, all bouts, whether in a pool, in the direct elimination or during a team match;
 - ii) **Individual Senior World Cup competitions**, all direct elimination bouts from the 64 onwards;
 - iii) **World Cup team competitions**, all bouts in every match.

m.43

m.43.1. To carry out the checks properly and rapidly, **'workshop' teams of three people** should be used. (At least three such workshops should be provided.)

m.43.2. The first person checks that all the weapons are normal with respect to their **dimensions** by passing them through a gauge.

3. The second does all **electrical** tests.

4. The third affixes the **checking marks**.

t.43.1. Before the start of each pool, team match or bout by direct elimination, the Referee must assemble all the competitors and verify that (cf. t.35.2.c):

- a)** at all weapons, the FIE guarantee label is present on the fencers' equipment (clothing, masks).
- b)** at foil, the conductive jacket conforms to the provision of Article m.28 when each competitor is standing upright, is on guard and is in the lunge position;
- c)** at épée, the fencer is wearing a jacket conforming to the regulations and that the material from which the clothing is made has not too smooth a surface;
- d)** at sabre, the conductive jacket conforms to the provision of Article m.34 when each competitor is standing upright, is on guard and is in the lunge position;
- e)** at all three weapons, each fencer is wearing, under his jacket, a regulation protective under-plastron, made of cloth which can resist 800 Newtons.
- f)** For bouts in the direct elimination and the finals this checking must be done in the assembly area.

The organisers of all official FIE competitions (junior and senior) must make provision in their set-up for an assembly area.

t.45.4. Every fencer must appear on the piste with clothing conforming to the rules as follows:

- a)** Name and nationality, in accordance with the rules, on the back of the jacket.

Application: all official FIE competitions, at all stages of the competitions.

- b)** Wearing his national uniform (cf. m.25.3). Application as follows:
 - i) Open, Junior and Cadet World Championships, all bouts, whether in a pool, in the direct elimination or during a team match;
 - ii) Individual Senior World Cup competitions, all direct elimination bouts from the 64 onwards;
 - iii) World Cup team competitions, all bouts in every match.

WEAPONS

m.2. All weapons are composed of the following parts.

m.2.1. A **blade** a **button**

m.2.2. A **handle** which enables the fencer's hand to hold the weapon

m.2.3. The guard may (foil and epee) contain a **padding** or cushion (cf. m.5/2) to reduce the effect of blows.

m.5

m.5.2.a) Inside the guard there must be a cushion (padding) sufficiently wide to protect the electric wires from the fencer's fingers. The padding on the inside of the guard must be less than 2 cm thick and must be arranged in such a way as not to increase the protection which the guard affords the hand.

m.3.5. In order to **measure** either the total length of the weapon or the length of the blade, it is essential that the latter should be without any curve. When measurements are being made, the blade should therefore be held straight on a flat surface.

m.4.2. The handle must be able to pass through the same **gauge** as the guard. It must be so made that normally it cannot injure either the user or his opponent.

m.5.5.

- a)** At foil and épée, only traditional or homologated pointes d'arrêt are accepted. No other kind of pointe d'arrêt, notably new ones that are not homologated, will be accepted at the weapon control. In order to make the identification easier, please note that a traditional pointe d'arrêt has two screws to fix the tip of the pointe d'arrêt to the base, the whole is in metal and there is no plastic in the base. To make the checking of weapons easier and allow the complete observation of the tip and its base, foil fencers are requested to present their foils at the weapon control with bare points not covered with adhesive tape over the first 15cm.
- b)** In order that the registering of hits by the contact of the point on the opponent be correctly registered by the scoring device, the pointes d'arrêt must be clean. The electrical resistance measured in ohms must not exceed the limit of two ohms (m.5.4.a).
- c)** The blades and the guards at épée, foil and sabre must be totally of metal. Apart from at sabre where the part of the guard next to the pommel is insulated (insulating sheath), their exteriors must not be covered by any material (plastic or other). The guard may not feature any advertising. This is also the case for the insulated part of the sabre guard.

FOIL

m.8.


m.8.4. The **maximum length** of the blade is 90 cm (cf. m.3).

m.8.5. The blade should have a **flexibility** equivalent to a bend of minimum 5.5 cm and maximum 9.5 cm measured in the following way:

- a) The blade is fixed horizontally at a point 70 cm from the extremity of the button.
- b) A 200 g weight is suspended 3 cm from the extremity of the button.
- c) The bend of the blade is measured at the extremity of the button between the non-weighted and weighted positions
- d) The groove in the blade must be uppermost

m.8.6 The curve of the blade must be measured as follows:

- i) the blade is placed on a flat surface so that the curve is uppermost;
- ii) the maximum distance between the flat surface and the blade is measured: this distance is deemed to be the curve of the blade (cf Fig 8)



m.9.

m.9.1. The **guard** must be able to pass through a straight cylindrical gauge having a diameter of 12 cm and a length of 15 cm, the blade being parallel with the axis of the cylinder.

m.9.2. Eccentric mounting is forbidden, that is to say that the blade must pass through the centre of the guard. The diameter of the guard must be between 9.5 cm and 12 cm.

m.11

m.11.3. The **pressure** required on the pointe d'arrêt, in order to break the contact and cause the apparatus to register a hit, must be more than 500 g, that is to say that this weight must be lifted by the spring of the point. The weight of 500 g supplied by the Organising Committee may have a tolerance of ± 2 g, i.e. 498–502 g.

m.11.4. The **course** or travel of the pointe d'arrêt required to cause the electrical apparatus to register a hit, called the *lighting stroke*, may be infinitesimal: the total travel of the pointe d'arrêt must not be greater than 1 mm.

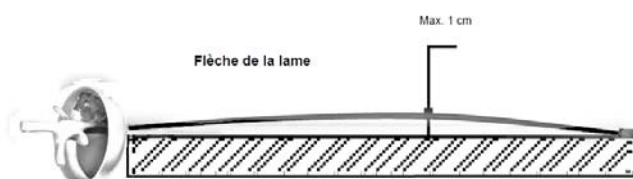
m.13.1. The body of the button and the foil blade for a length of 15 cm from the button, as well as the pommel or the rear extremity of the handle, must be entirely covered with **insulating material** (insulating tape, gummed paper, Sellotape, plastic material or varnish).

EPEE

m.16

m.16.2 The curve of the blade must be measured as follows:

- i) the blade is placed on a flat surface so that the curve is uppermost;
- ii) the maximum distance between the flat surface and the blade is measured: this distance is deemed to be the curve of the blade (cf Fig 9).



m.16.3. The **maximum length** of the blade is 90 cm.

m.16.5. The blade should have a **flexibility** equivalent to a bend of 4.5 cm minimum and 7 cm maximum measured in the following way:

- a) The blade is fixed horizontally at a point 70 cm from the extremity of the button.
- b) A 200 g weight is suspended 3 cm from the extremity of the button.
- c) The bend of the blade is measured at the extremity of the button between the non-weighted and weighted positions

m.18.2 The handle must have, at the end which is in contact with the guard, a notch of 2 mm minimum depth, which allows the electric wires and their insulating sheaths to pass towards the sockets inside the guard without being squashed.(cf m.31.7)

Application date: 2012-2013 season

m.

m.19

m.19.3. The **weight** used to check competitors' épées on the piste. This hole, into which is inserted the end of the blade, must have an insulating lining to prevent its metallic parts coming into contact with the earthed mass of the épée which might then give a false result to the test.

This weight of 750 g, which is supplied by the Organising Committee, may have a tolerance of ± 3 g, i.e. 747–753 g.

m.19.4.a) The **course** or travel of the pointe d'arrêt required to complete the circuit in the épée and thus cause the apparatus to register a hit, called the *lighting stroke*, must be greater than 1 mm. The further course which the pointe d'arrêt may travel must be less than 0.5 mm.

SABRE

m.23

m.23.1. The **maximum length** of the blade is 88 cm.

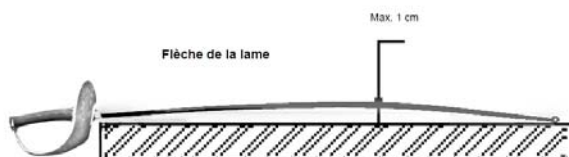
m.23.2. The end of the blade must be folded over onto itself or be fashioned in one piece to form a **button** which, viewed end on, must have a square or rectangular section of 4 mm minimum and 6 mm maximum. The maximum dimension must be not more than 3 mm from the end of the blade.

m.23.3. The **end of the blade** may also be formed by a solid button which must have the same section as the button which is folded over

m.23.4. If the blade has a **curve**, it must be a distinct curve which must be continuous, and the deflection must be less than 4 cm. Blades with sharply bent extremities or which curve in the direction of the cutting edge are forbidden.

The curve of the blade must be measured as follows:

- i) the blade is placed on a flat surface so that the curve is uppermost;
- ii) the maximum distance between the flat surface and the blade is measured: this distance is deemed to be the curve of the blade (cf Fig 13).



m.23.5. The sabre blade must have a **flexibility** equivalent to a bend of minimum 4 cm and maximum 7 cm measured in the following way:

- a) The blade is fixed horizontally at a point 70 cm from the tip of the blade.
- b) A 200 g weight is hung 1 cm from the tip.
- c) The curve is measured at the tip of the blade between the weighted and unweighted positions

m.24

m.24.2. The **guard** must be able to **pass through** a rectangular gauge measuring 15 cm by 14 cm in section, with a length of 15 cm, the blade being parallel with the axis of the gauge.

m.24.5. The **resistance** in the weapon must not exceed 1 ohm.

m.24.6. The **interior of the guard** must be completely **insulated** by means of insulating paint or a pad.

m.24.7. The **exterior of the guard** must be **insulated** for 7–8 cm from the pommel.

m.24.8. The **handle and the pommel** must be completely **insulated**.

EQUIPMENT AND CLOTHING

m.25. The national uniform includes the socks, the breeches, the jacket, and the conductive jacket at foil and sabre (cf. m.28, m.34)

m.25.3. Characteristics of the clothing:

- a) Fencers' clothing must be made of sufficiently **robust** material and be clean and in good condition.
- b) The material from which the equipment is made must not have a **surface which is smooth** enough to cause the pointe d'arrêt, the button or the opponent's hit to glance off (cf. m.30).
- c) Clothing must be made entirely in cloth able to **resist a pressure of 800 Newtons**. Very particular attention must be paid to the way the seams under the armpits, if there are any, are made. An **under-garment** consisting of a protective under-plastron covering the vital upper areas of the body (following the design given in Annexe A to these Rules, 'Safety norms for manufacturers') resistant to **800 Newtons is also obligatory**.
- f) **Logos** (national strips) worn on the national clothing must be approved by the **FIE Executive Committee** at least 30 days before they are used for the first time in an official FIE competition; they are then published on the FIE website.
- g) For the following events, the wearing of national strips (logos) is **compulsory** on both legs, optional on the arm(s). All the logos worn by any one fencer must be identical:
 - i) World Championships and World Junior and Cadet Championships every bout, in the pools, in the direct elimination and in team matches;
 - ii) Individual Senior World Cup competitions: all direct elimination bouts from the 64 onwards;
 - iii) World Cup team competitions: all bouts in every match.

They must be **identical** for all fencers of the same federation for the competitions i) and iii) above.

m.24.4 Jacket

4.b) The jacket must include a **lining** making a double thickness of material for the sleeve down to the elbow of the sword arm and covering the flank up to the region of the armpit.

m.25.7. Mask

- a) The mask must include a safety strap at the rear.
- b) Masks, at all weapons, must be made in accordance with the **safety standards** described in Annexe A to these Rules and must carry the quality label specified in those standards.
- c) When the **checks** are carried out the person responsible for them may, if in doubt, ensure that the mesh of the mask, both at the front and at the sides, is able to withstand, without permanent deformation, the introduction of a conical instrument, the angle of the surface of the cone being at 4° to the axis and at a pressure of 12 kg.
- d) A mask which does not comply with the safety requirements laid down in this article will be rendered **visibly unusable** by the weapon checking personnel or the Referee in the presence of the person who presented the mask to the weapon check or the team captain of the fencer concerned.
- e) The **bib** of the mask must be made with cloth resistant to 1600 Newtons.
- f) The mask must contain a **horizontal safety strap** at the rear of the mask, with the two ends of the strap firmly affixed to the two sides of the mask. This strap may be elastic or of any other material that may be approved by the S.E.M.I. Commission.

RULES SPECIFIC TO FOIL

m.27

m.27.1. The **mesh of the mask** must not extend below the chin. It must be insulated internally and externally by a plastic material resistant to impact.

m.27.2. The part of the bib that is beneath a horizontal line 1.5 - 2 cm below the chin, must be entirely covered with a material that has the same conductive characteristics as the conductive jacket.

m.27.3. The electrical contact between the conductive jacket and the mask must be ensured by means of a **white-coloured wire** and one or two crocodile clips (cf m.32.4).

m.26 Glove

m.26. The **glove** may be slightly padded.

m.28 CONDUCTIVE JACKET AND CONDUCTIVE T-SHIRT

m.28.1 The jacket must have a conductive flap, minimum 2 cm to 3 cm, near the middle of the back, just below the collar, to which the crocodile clip from the mask can be attached.

This flap should also be added to the diagram of the foil jacket, with the text:

'Tag for crocodile clip on the back of the jacket.'

m.28.3. The interior of conductive jackets must be electrically **insulated** by a lining or by an adequate treatment of the conductive lamé material.

m.28.4. The conductive **collar** must have a minimum height of 3 cm and the foil conductive jacket must have a conductive flap, minimum 2cm to 3 cm near the middle of the back, just below the collar, to which the crocodile clip from the mask can be attached.

Application date: 2012-2013 season

m.28.5. The **lamé** material used must be of conductive thread in both warp and weft. As regards electrical conductivity it must conform to the following requirements.

a) The **electrical resistance** measured between any two points of the lame material must not be greater than 5 ohms. The resistance will be measured by using a 500 g ~~copper or brass~~ **conductive metal** weight which has a hemispherical end with a radius of 4 mm. This weight, placed on this end and moved about on the lamé, must maintain continuous contact with a maximum resistance of 5 ohms.

b) In no circumstances must the use of a conductive jacket be allowed if it has **holes** in it, or **patches of oxidation** or other defects which may prevent the registration of a valid hit.

c) A conductive jacket which is considered to be **unusable** will be so marked with a very visible coloured paint by a member of the SEMI Committee of the FIE.

m.28.8: For compliance of T-shirt electric resistance with **wireless manufacturer requirements** - maximum electric resistance:

a) between any two points of the electrically conductive belt on the T-shirt (including both flaps for crocodile clip connection) should be not more than 15 Ohm;

b) between any two points on the electrically conductive fabric-belt portion of the T-shirt (including both flaps for the crocodile-clip connection) and any point of the electrically conductive fabric on the sleeves or on the neck, should be not more than 50 Ohm;

c) these checks must be carried out by a wireless equipment manufacturer." Application date: 2012-2013 season

m.29. Bodywire and attachment plugs

1.b) This bodywire has a **connecting plug** at each end. In the absence of a security device being fitted to the weapon, a security device must be fitted to the plug of the bodywire.

1.c) The **electrical resistance** of each of these conductive wires (plug to plug and plug to crocodile clip) must not exceed 1 ohm.

2.b) The wire which joins the rear connection of the bodywire to the conductive jacket by a **crocodile clip** must be separate for at least 40 cm. This wire must be soldered to the crocodile clip and this soldering must not be covered by any insulation or any material whatsoever.

2.c) The crocodile clip must be robust and ensure **perfect contact** with the conductive jacket. Its width at the point of contact must be at least 10 mm; the inside of the clip must leave a free space at least 8 mm long by 3 mm high.

m.31. In the guard

m.31.7 The two wires coming from the tip must be protected by **two insulating sheaths**, one for each wire, from the point where they enter the guard right up to the two insulated connections on the plug socket. In no case may uninsulated wires extend beyond the plug connections (cf. m.5, m.9).

RULES SPECIFIC TO SABRE

Mask

m.32

m.32.1. The **metal mesh of the mask** must not be insulated and must ensure electrical conductivity.

m.32.2. The **bib and any trim** must be entirely covered with conductive material with the same electrical characteristics as the conductive jacket.

m.32.3. The **trim** may also be made of conductive material.

m.32.4. The **electrical contact** between the conductive jacket and the mask must be ensured by means of a wire and one or two crocodile clips. The wire must be attached, either by means of a crocodile clip or by being soldered, to the mesh of the mask, and must be between 30 cm and 40 cm long. In the case of a coiled cable, the maximum length of the free cable must not exceed 25 cm in length, with a tolerance of ± 5 cm.

m.32.5. The **electrical resistance** between the crocodile clip and any point on the mask must be less than 5 ohms. The crocodile clip(s), the design and size of which must conform to the conditions laid down in Article m.29.2(c), must be soldered to the end(s) of the wire. In addition, the electrical resistance in this wire (between crocodile clip and crocodile clip or crocodile clip and soldering) must not exceed 1 ohm.

Glove

m.33.3. In order to guarantee a **good contact** with the sleeve of the conductive jacket, it is necessary to use an elastic band, a popper button or any system which will guarantee conductivity and which has been approved by the SEMI Committee. When a conductive overlay is worn, the overlay must contain a device which fixes the position of the overlay on the arm so that its position on the arm cannot be changed during the bout.

m.33.4. The conductive tissue (lamé) must satisfy the specified control conditions (cf m.28.5)

m.34.

m.34.1 The fencer must wear, over his jacket, a conductive over-jacket, the conductive surface of which must cover entirely and without omission the valid surface of the body above a horizontal line which, when the fencer is on guard, joins, round the fencer's trunk, the upper points of the creases formed by the thighs. At wireless sabre the fencer must wear a conductive t-shirt. The conductive part is made of a conductive fabric with maximum electric resistance between any two points of electrically conductive t-shirt fabric (including both flaps for crocodile-clip connection) should be not more than 15 Ohm. These checks must be carried out by a wireless equipment manufacturer.

Application date: 2012-2013 season

m.34.2. The **conductive surface** must cover the arms as far as the wrists. The jacket must have a collar which is at least 3 cm high. The jacket must have a conductive flap **minimum (application date:2012-2013 season)** 2 cm x 3 cm in the middle of the back, just below the collar, to which the crocodile clip from the mask can be attached.

m.34.3. Whatever means of **fastening** is used, the conductive material must be ample enough to guarantee covering the valid target area in any position.

m.34.4. The **conductive material** (lamé) must satisfy the conditions laid down for testing (cf. m.28).

m.34.5. The **sleeves** of the conductive jacket must be fixed at the wrist by means of an elastic band. There must be a strap passing between the fencer's legs to keep the jacket in place

CHECKING OF APPARATUSES

m.53.1 Having chosen the manufacturer with which it wants to deal, the Organising Committee of a World Championship immediately advises the President of the SEMI Committee of the FIE who in turn contacts this firm to obtain, as soon as possible, a prototype of the desired model.

The control of the fencing apparatuses must be done before the competition using a checking device that is able to verify that the fencing apparatuses fulfil all requirements related to reaction times and electrical resistances

CONDUCTIVE PISTES

m.57.3. b) The platform must not exceed **50 cm in height**, and must be wider than the fencing piste itself by at least 25 cm on each side. Each end of the podium must be equipped with a **gentle slope** right down to ground level.

m.57.5.b) The wooden bases are **12–15 cm** above ground level. Their sides must not be sloping.

m.57.9 Pistes used in the World Championships and in the Olympic Games must be tested before competition by SEMI Commission Delegates using the Slip-Meter.

m.57.10 The specifications of the Slip-Meter must fulfil the specifications defined in the homologation manual."

ANNEXE A TO THE MATERIAL RULES

1. WEAPON BLADES

8. Marking

The identification mark of the manufacturer and the date of manufacture (year and month) must be applied on each blade by cold-stamping near the entry into the guard, to a maximum depth of 0.5 mm.

Note: All the standards may be modified. It is therefore important that manufacturers of blades are absolutely sure that they are in possession of the latest edition or of the latest update page.

2. STANDARDS FOR THE MANUFACTURE OF FENCING MASKS

2.1.2. TRANSPARENT MASKS

1.1 The wearing of the transparent mask is optional at all three weapons and in all FIE competitions.

NB not included into the Rules: cf. FIE urgent letter 3-10 of February 8, 2010 still in force

2.1.2

1) General, 2nd paragraph:

Clear Visor

The visor, when used, must be a minimum of 3.0 mm in thickness and must also have a separate replaceable outer covering (a "sacrificial" layer) at least 1 mm in thickness. The visor must be made of **polycarbonate resin thermoplastic**, and each mask and each replacement visor must be accompanied, at the time of purchase, with a statement that guarantees the authenticity and origin of the **polycarbonate resin thermoplastic**. The visor must correspond to the required norms of materials and manufacture as indicated in 2.1.2. of the annex to chapter 3 (Materials) of the rule book. Application date: 2012-2013 season

m.8.6

3. Safety standards

Because of ageing of the plastic material, the polycarbonate visor must only be used for two years after its manufacture and, therefore, the date of manufacture (year and month) must be indicated on it very clearly.

2.1.3. MASKS THAT ARE COLOURED OR DECORATED WITH DRAWINGS

Masks may feature coloured designs, on condition that they are approved by the FIE Executive Committee at least 30 days before being used for the first time in an official FIE competition.

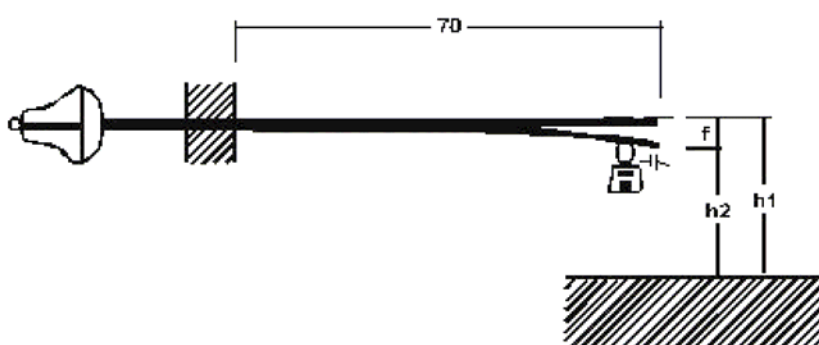
ANNEXE A - STANDARDS FOR THE MANUFACTURE OF CLOTHING

4. LABEL OF QUALITY

As far as the quality label is concerned, the Committee has established that it must be indelible, must be circular in shape with a diameter of 25 mm for the mask and 50 mm for the uniform, and must include the following data:


- the emblem of the manufacturer;
- the date (year and month) of manufacture;
- the FIE emblem.

SABRE -flexibility of the blade



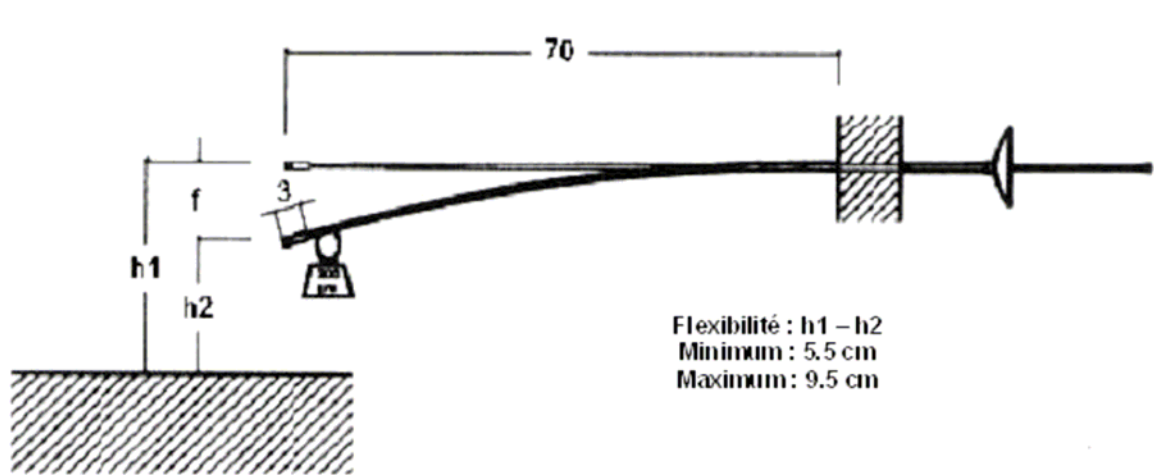
flexibility : (f) $h_1 - h_2$
Minimum : 4 cm
Maximum : 7 cm

EPEE – flexibility of the blade



flexibility : $h_1 - h_2$
minimum : 4,5 cm
maximum : 7 cm

FOIL – flexibility of the blade



Flexibilité : $h_1 - h_2$
Minimum : 5.5 cm
Maximum : 9.5 cm

Gauge for checking weapons

Flèche sabre 40 sabre fleuret épée

QUALITY LABELS ON EQUIPMENT: CLOTHING

ALL CLOTHING MUST BEAR THE FOLLOWING INDELIBLE QUALITY LABEL INDICATING THE NAME OF THE MANUFACTURER, DATE (MONTH AND YEAR) OF MANUFACTURE



Blades (annex “A” of R.T.: 1.1-8)

The identification mark of the manufacturer and the date of manufacture (year and month) must be applied on each blade by cold-stamping near the entry into the guard, to a maximum depth of 0.5 mm.

Quality Label for blades

